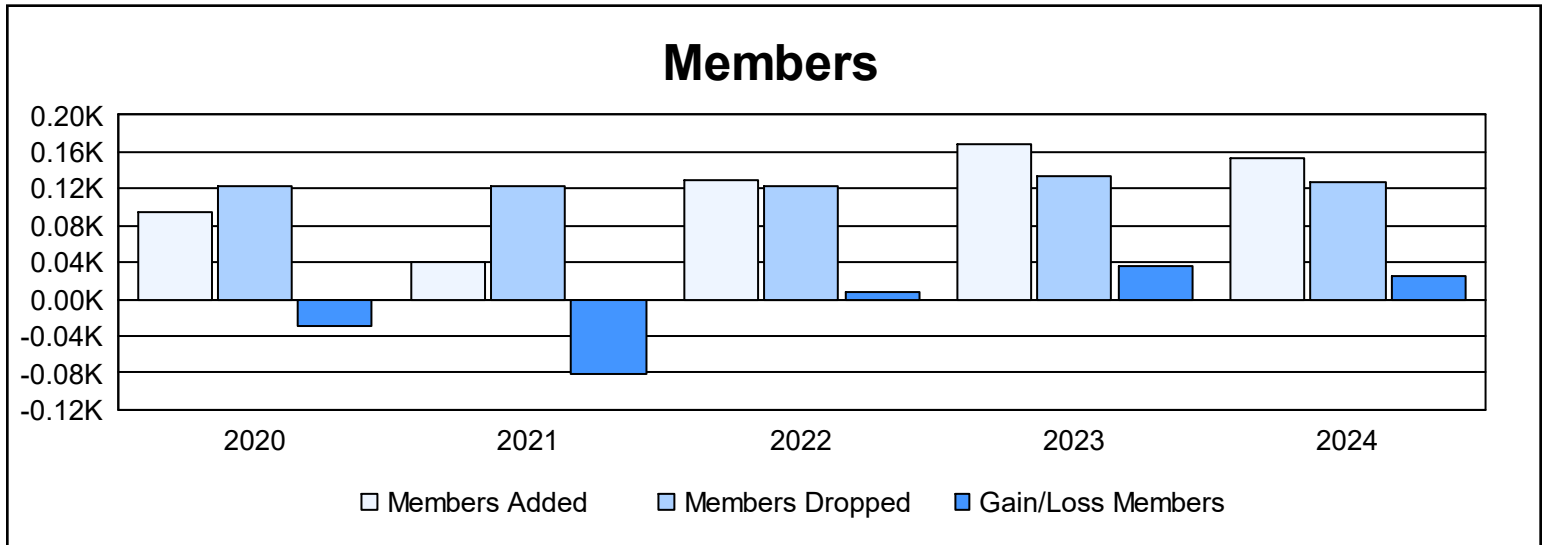
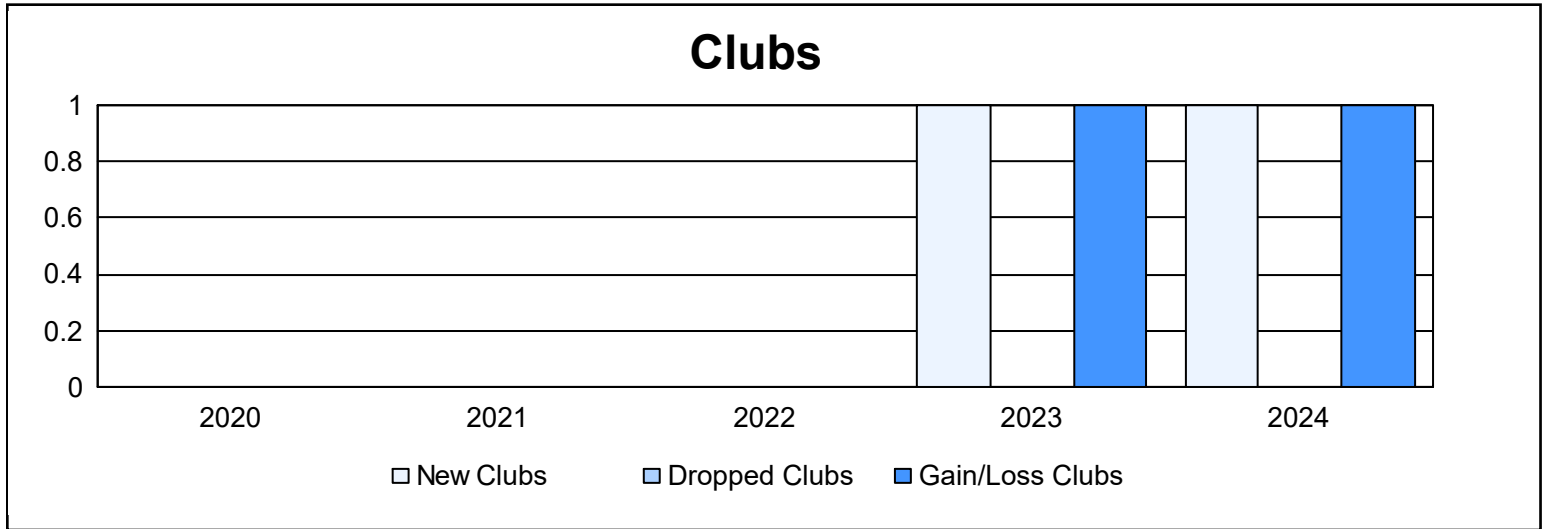
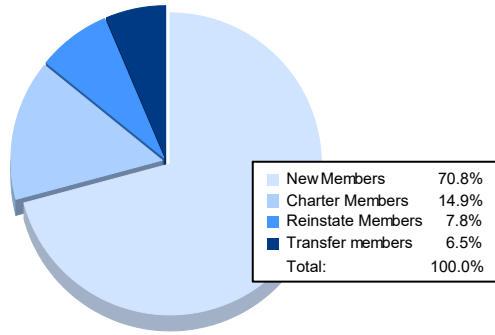


Year	New Clubs	Dropped Clubs	Gain/Loss Clubs	New Members	Charter Members	Reinstate Members	Transfer Members	Total Member Added	Total Members Dropped	Gain/Loss Members
2019-2020	0	0	0	91	0	0	3	94	123	-29
2020-2021	0	0	0	36	1	4	0	41	123	-82
2021-2022	0	0	0	118	0	3	8	129	122	7
2022-2023	1	0	1	130	24	7	8	169	134	35
2023-2024	1	0	1	109	23	12	10	154	128	26
<b>Average</b>	<b>0</b>	<b>0</b>	<b>0</b>	<b>97</b>	<b>10</b>	<b>5</b>	<b>6</b>	<b>117</b>	<b>126</b>	<b>-9</b>



### Membership Composition June 2024 Cumulative



### Gender Composition June 2024 Cumulative

